



Mod. FEX

Double stage low-medium
Pressure self-driven regulators


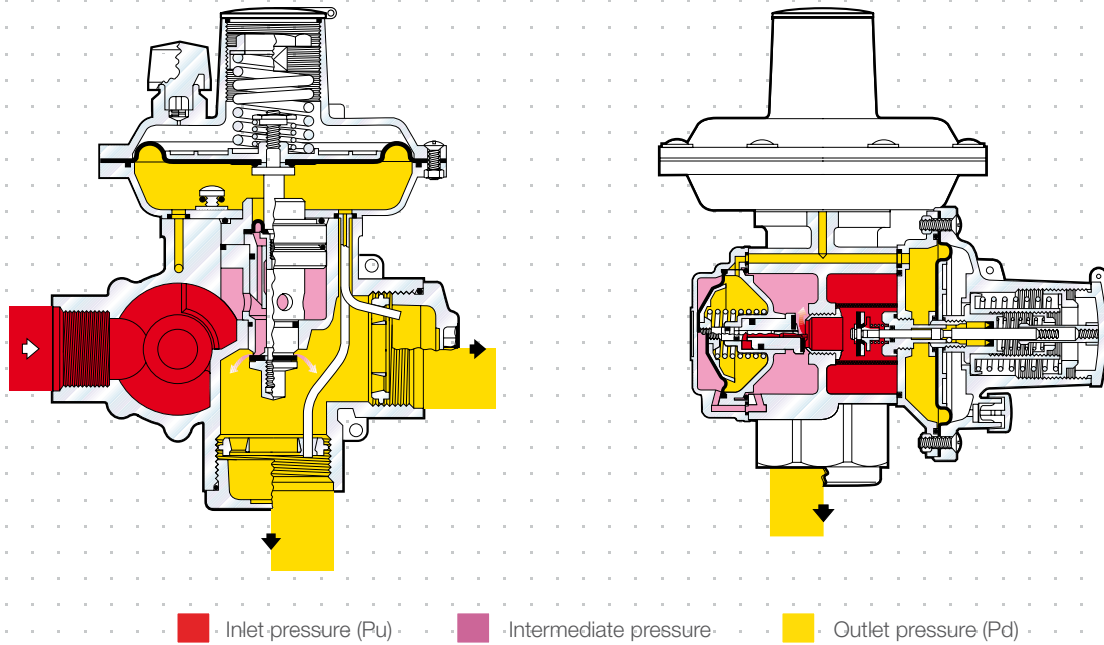
The FEX series of two stage self-driven spring loaded regulators are widely used in both civil and industrial installations using Natural Gas, LPG and other non corrosive gases.

They are designed for direct installation to a gas meter and for use in general pipeline work. They can be mounted in any position provided they are protected from weather. Where the installation is in an enclosed area, the internal relief vent can be piped to outside.

A balanced two stage regulator results in accurate regulation and high operational reliability.

Simple installation procedure.

The regulators are manufactured according to UNI 8827.



FEX
for underground installations



FEX
version with lowered shut-off device cover

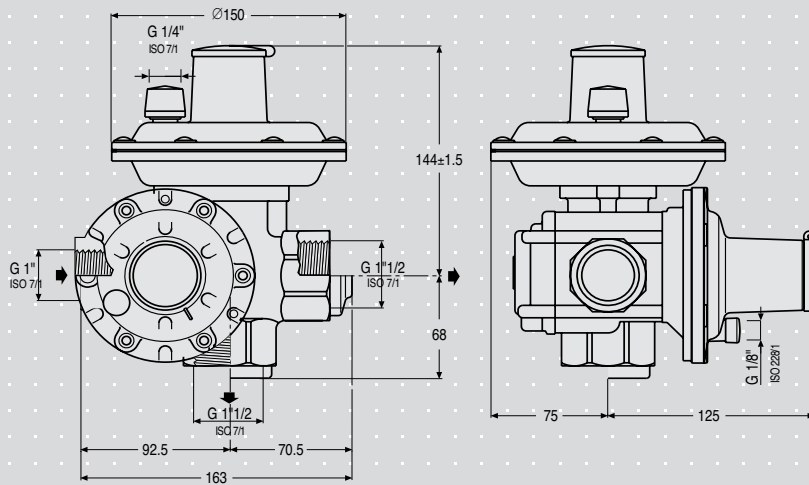


FEX
for underground installations



FEX
With sliding flanges in-line

Dimensions



Weight

2,6 ÷ 2,9 Kg

Materials

Body - ALUMINUM AI GD-AISi12 - EN AB 46100

Cover - ALUMINUM AI GD-AISi12 - EN AB 46100

External treatments

2nd stage body and cover sandblasting + phosphating + dust polyurethane. 1st stage and shut-off device cover coating

Main features

- > Inlet pressure range: bpu: 0.3÷8.6 Bar - bpu: 4.35÷124.7 Psi
- > Max allowable pressure: PS: 8.6 Bar - PS: 124.7 Psi
- > Outlet pressure range Wd:
 - BP: 13÷100 mbar - 5.2÷40.1" wc
 - MP: 100÷350 mbar - 40.1÷140.6" wc
- > Over pressure shut - off setting range:
 - Wd OPSO BP 32÷160 mbar - Wd OPSO BP 12.8÷64.3" wc
 - Wd OPSO MP 155÷500 mbar - Wd OPSO MP 62.2÷180.8" wc
- > Under pressure shut-off setting range:
 - Wd UPSO BP 6÷80 mbar - Wd UPSO 2.4÷32.1" wc
 - Wd UPSO MP 80÷250 mbar - Wd UPSO MP 32.1÷80.3" wc
- > Accuracy class: AC 5/10%
- > Lock up pressure class: SG 30% Max
- > Temperature class: 2 (-20°C +60°C) - (-68°F +140°F)

Safety devices and accessories

- > Built-in 100 µm inlet filter with an area of 1000 mm² (1.55 inch²).
- > Built-in 300µm inlet filter of 5300mm²(8,21inch²) for version without slam-shut.
- > Over pressure shut-off device (OPSO).
- > Under pressure shut-off device (UPSO).
- > Excess flow valve.
- > Relief valve.
- > Safety shut-off device for lack of feeding (UPSO).
- > Manual reset of safety shutoff device only.
- > Relief valve.

MODEL	NOMINAL CAPACITY	REQUIRED MINIMUM INLET PRESSURE BAR (PSI)
FEXF	50 STM3/H	PD + 0.5
FEX	75 STM3/H	PD + 0.5
FEXS	100 STM3/H	PD + 0.5

For complete technical details and for the complete set of option refer to the online configurator
www.fioxchange.com/cmr

LPG flow rate: multiply the value in the table x 1.2

Azote flow rate: multiply the value in the table x 0.789



Gas meters



Governors



Solenoid valves



Pietro Fiorentini S.p.A.
via E.Fermi 8/10
I-36057 Arcugnano (VI) Italy

Tel. +39 0444 968.511
Fax. +39 0444 960.468

The data are not binding. We reserve the right to make eventual changes without prior notice.

CT-s 573-E November 10

www.fiorentini.com